

What you need:

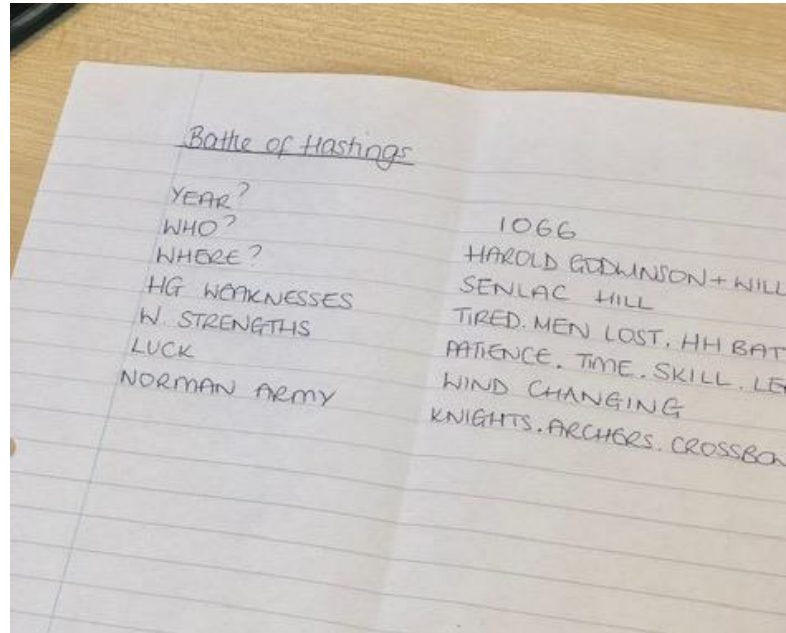
- ☐ Lined paper- a few sheets
- ☐ A pen
- ☐ Exercise book, keyword lists, subject content

# LISTS

Good for:

- ✓ Keywords and definitions
- ✓ Remember people's names
- ✓ Important dates

1. Fold your paper in half (portrait) so it makes a fold down the middle
2. On the left write a words or phrases that are prompts
3. On the right hand side of the line, write the answers- words not full sentences. Short sharp facts



**Would you like to teach the rest of the school about how you revise?**

**Would you like to share your strategy?**

**This can be published anonymously, if you wish.**

**All sensible submissions will get 5 merits.**

**If your strategy is chosen and featured on the revision reel, you will get 20 merits! Your strategy will be featured on TFCHA, the atrium screen, newsletter and website.**

**Email:**

**revisionreel@chacademy.co.uk**

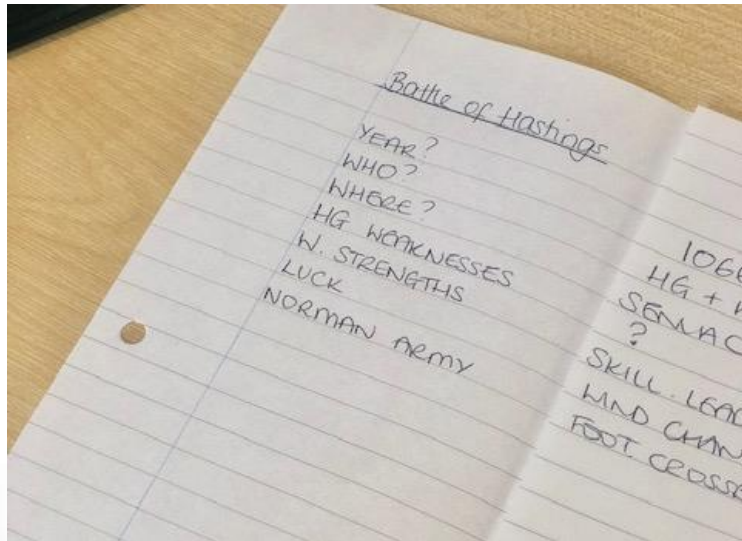
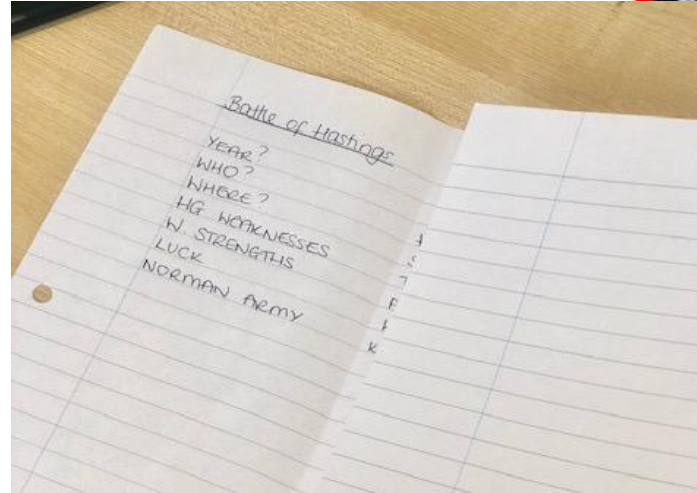


What you need:

- ☐ Lined paper- a few sheets
- ☐ A pen
- ☐ Exercise book, keyword lists, subject content

# LISTS

4. With a new piece of lined paper, cover the right hand side list (the answers). Try and re-write them from memory using the prompts on the left



Would you like to teach the rest of the school about how you revise?

Would you like to share your strategy?

This can be published anonymously, if you wish.

All sensible submissions will get 5 merits.

If your strategy is chosen and featured on the revision reel, you will get 20 merits! Your strategy will be featured on TFCHA, the atrium screen, newsletter and website.

Email:  
[revisionreel@chacademy.co.uk](mailto:revisionreel@chacademy.co.uk)

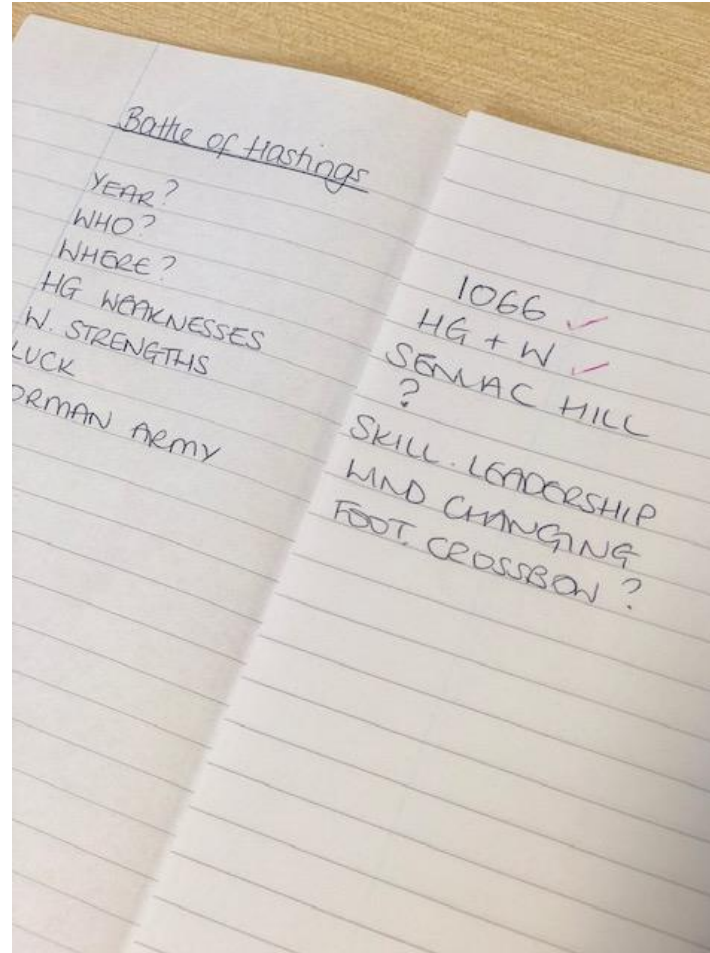




What you need:

- ☐ Lined paper- a few sheets
- ☐ A pen
- ☐ Exercise book, keyword lists, subject content

# LISTS



5. Check and mark your answers in a different colour. Write in the missing or incorrect information

6. Fold paper to cover first attempt and have another go

7. Repeat this several times

**Would you like to teach the rest of the school about how you revise?**


**Would you like to share your strategy?**

**This can be published anonymously, if you wish.**

**All sensible submissions will get 5 merits.**

**If your strategy is chosen and featured on the revision reel, you will get 20 merits! Your strategy will be featured on TFCHA, the atrium screen, newsletter and website.**

**Email:**  
[revisionreel@chacademy.co.uk](mailto:revisionreel@chacademy.co.uk)



What you need:

- ☐ Lined paper- a few sheets
- ☐ A pen
- ☐ Exercise book, keyword lists, subject content

# LISTS

1. Fold your paper in half (portrait) so it makes a fold down the middle
2. On the left write a words or phrases that are prompts
3. On the right hand side of the line, write the answers- words not full sentences. Short sharp facts
4. With a new piece of lined paper, cover the right hand side list (the answers). Try and re-write them from memory using the prompts on the left
5. Check and mark your answers in a different colour. Write in the missing or incorrect information
6. Fold paper to cover first attempt and have another go
7. Repeat this several times



**Would you like to teach the rest of the school about how you revise?**

**Would you like to share your strategy?**

**This can be published anonymously, if you wish.**

**All sensible submissions will get 5 merits.**

**If your strategy is chosen and featured on the revision reel, you will get 20 merits! Your strategy will be featured on TFCHA, the atrium screen, newsletter and website.**

**Email:**  
**[revisionreel@chacademy.co.uk](mailto:revisionreel@chacademy.co.uk)**



What you need:

- ☐ Lined paper- a few sheets
- ☐ A pen
- ☐ Exercise book, keyword lists, subject content

# LISTS

1. Fold your paper in half (portrait) so it makes a fold down the middle
2. On the left write a words or phrases that are prompts
3. On the right hand side of the line, write the answers- words not full sentences. Short sharp facts
4. With a new piece of lined paper, cover the right hand side list (the answers). Try and re-write them from memory using the prompts on the left
5. Check and mark your answers in a different colour. Write in the missing or incorrect information
6. Fold paper to cover first attempt and have another go
7. Repeat this several times

Have a go....

Pick your own list or use the one below.

## Capital Cities

Austria	Vienna
Belgium	Brussels
France	Paris
Germany	Berlin
Norway	Oslo
Ukraine	Kiev
Turkey	Ankara

**Would you like to teach the rest of the school about how you revise?**

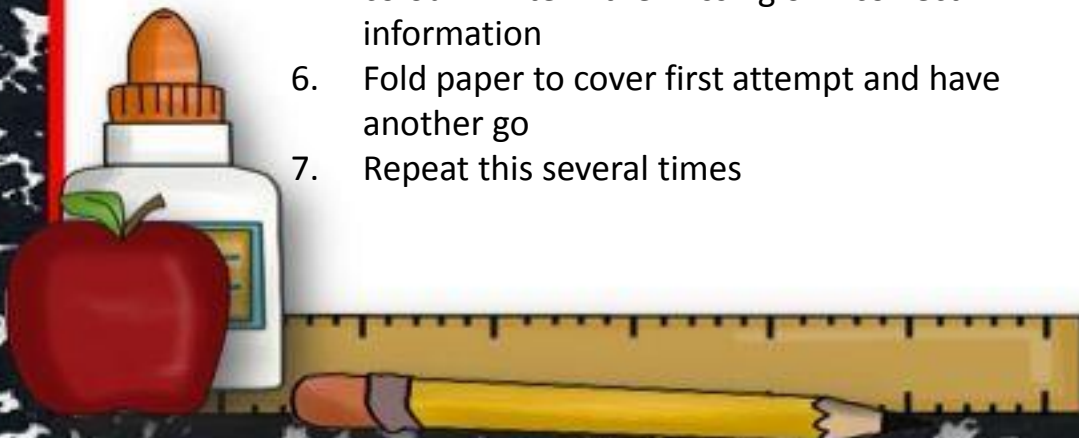
**Would you like to share your strategy?**

**This can be published anonymously, if you wish.**

**All sensible submissions will get 5 merits.**

**If your strategy is chosen and featured on the revision reel, you will get 20 merits! Your strategy will be featured on TFCHA, the atrium screen, newsletter and website.**

**Email to submit:**  
**revisionreel@chacademy.co.uk**



**Would you like to teach the rest of the school about how you revise?**

**Needs to include:**

- ☐ A list of resources students would need
- ☐ Explanation/step by step on how to do it
- ☐ An example where possible
- ☐ A task for students to try (that only takes a few minutes)

**Create on a word document or plain powerpoint. We will upload your work on to the revision reel template (like this one).**

**This can be published anonymously, if you wish.**

**All sensible submissions will get 5 merits.**

**If your strategy is chosen and featured on the revision reel, you will get 20 merits! Your strategy will be featured on TFCHA, the atrium screen, newsletter and website.**

**Email to submit: [revisionreel@chacademy.co.uk](mailto:revisionreel@chacademy.co.uk)**

